

NO. 13

2021



ANNUAL REPORT

20
20

NONPROFIT
ORGANIZATION
U.S. POSTAGE
PAID
CLAREMONT, CA
PERMIT NO. 100











UNIVERSITY OF HAWAII AT MĀNOA
COLLEGE OF EDUCATION
1776 UNIVERSITY AVENUE
EVERLY HALL, ROOM 128
HONOLULU, HI 96822

2020

A sense of purpose, a sense of place: Preparing knowledgeable, effective, and caring educators to contribute to a just, diverse, and democratic society

By the numbers

College of Education

| | | |
|--|---------------------|---|
| Students Enrolled | 1,897 |  |
| Eligible Teachers Produced | 255 |  |
| Doctoral Students | 311 |  |
| Degrees & Certificates Awarded | 620 |  |
| Students Pursuing Teacher Licensure | 537 |  |
| Ethnicity Groups Represented by Students | 9 |  |
| Scholarships Awarded (217 Recipients) | \$409,512 |  |
| Donations (993 Donors) | \$2,446,660 |  |
| Contracts and Grants Awarded | \$17,176,832 |  |
| Value of COE Endowment Portfolio | \$12,970,923 |  |

The vision of the College of Education is to work as a community of educators who provide innovative research, teaching, and leadership in an effort to further the field of education and prepare professionals to contribute to a just, diverse, and democratic society. Our vision guides the direction and work of the college in and beyond Hawai'i and is informed by a sense of purpose and a sense of place. The college recognizes its responsibility to enhance the well-being of the Native Hawaiian people, and others across the Pacific Basin, through education.



College of Education Annual Productivity Data Report

The College of Education (COE) Annual Productivity Data Report serves as an important resource. Data provide insight into trends and form a foundation for future planning.

Table of Contents

Student Data

2014–2020

| | |
|---|---|
| Enrollment by Gender and Ethnicity | 2 |
| Enrollment and Undergraduate Degrees, Graduate Degrees, & Certificates Awarded | 3 |
| Teacher Candidates Recommended for Initial Licensure | 4 |
| Students Pursuing Teacher Licensure | 4 |
| Master's Students | 5 |
| Doctoral Students | 5 |

Faculty and Staff Data

2019–2020

| | |
|--|---|
| Faculty and Staff by Funds | 6 |
| Faculty Diversity | 6 |
| Promotion & Tenure, Retirees, and New Leadership | 6 |

Department and Program Data

2020

| | |
|--|---|
| Programs for Initial Teacher Licensure | 7 |
| Non-Licensure and Advanced Programs | 8 |

Fundraising Summary

2014–2020

| | |
|-----------------------------------|----|
| Donation Tree | 9 |
| Donation Sources | 9 |
| Distribution of Donations | 9 |
| Earned Endowment Income | 10 |
| Scholarship Dollars Awarded | 10 |

Fiscal Data

2019–2020

| | |
|----------------------------|----|
| Grants and Contracts | 10 |
|----------------------------|----|

Partner Schools

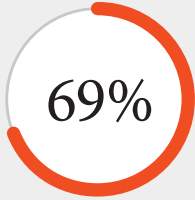
2020

| | |
|------------------------------|----|
| Partner School Mentors | 11 |
| Partner Schools | 11 |

1897

Fall 2020

Student Gender



Female Students

1,309



Male Students

550



Not Reported

38

TOTAL ENROLLMENT

1,897



Student Ethnicity

TOTAL ENROLLMENT

1,897

PRIMARY ETHNICITY

STUDENTS ENROLLED

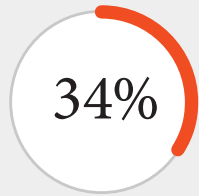
| | |
|-------------------------------|-----|
| African American or Black | 36 |
| Amer Indian or Alaskan Native | 7 |
| Asian Indian | 3 |
| Caucasian or White | 428 |
| Chinese | 76 |
| Filipino | 167 |
| Guamanian or Chamorro | 3 |
| Hispanic | 37 |
| Japanese | 174 |
| Korean | 34 |
| Laotian | 1 |
| Micronesian (not GC) | 27 |
| Mixed Asian | 175 |
| Mixed Pacific Islander | 5 |
| Mixed Race (2 or more) | 287 |
| Native Hawaiian or Part-Hawn | 361 |
| No Data | 9 |
| Other Asian | 7 |
| Other Pacific Islander | 4 |
| Samoaan | 38 |
| Tongan | 3 |
| Vietnamese | 15 |

GRAND TOTAL

1,897

Student Data

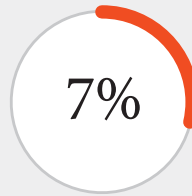
Enrollment*



Undergraduate
(Declared)
639



Undergraduate
(Admitted)
300



Post-Bac Cert
123



Master's
537



Doctoral
281



TOTAL ENROLLMENT

1,880

Fall 2014–Sum 2020

365



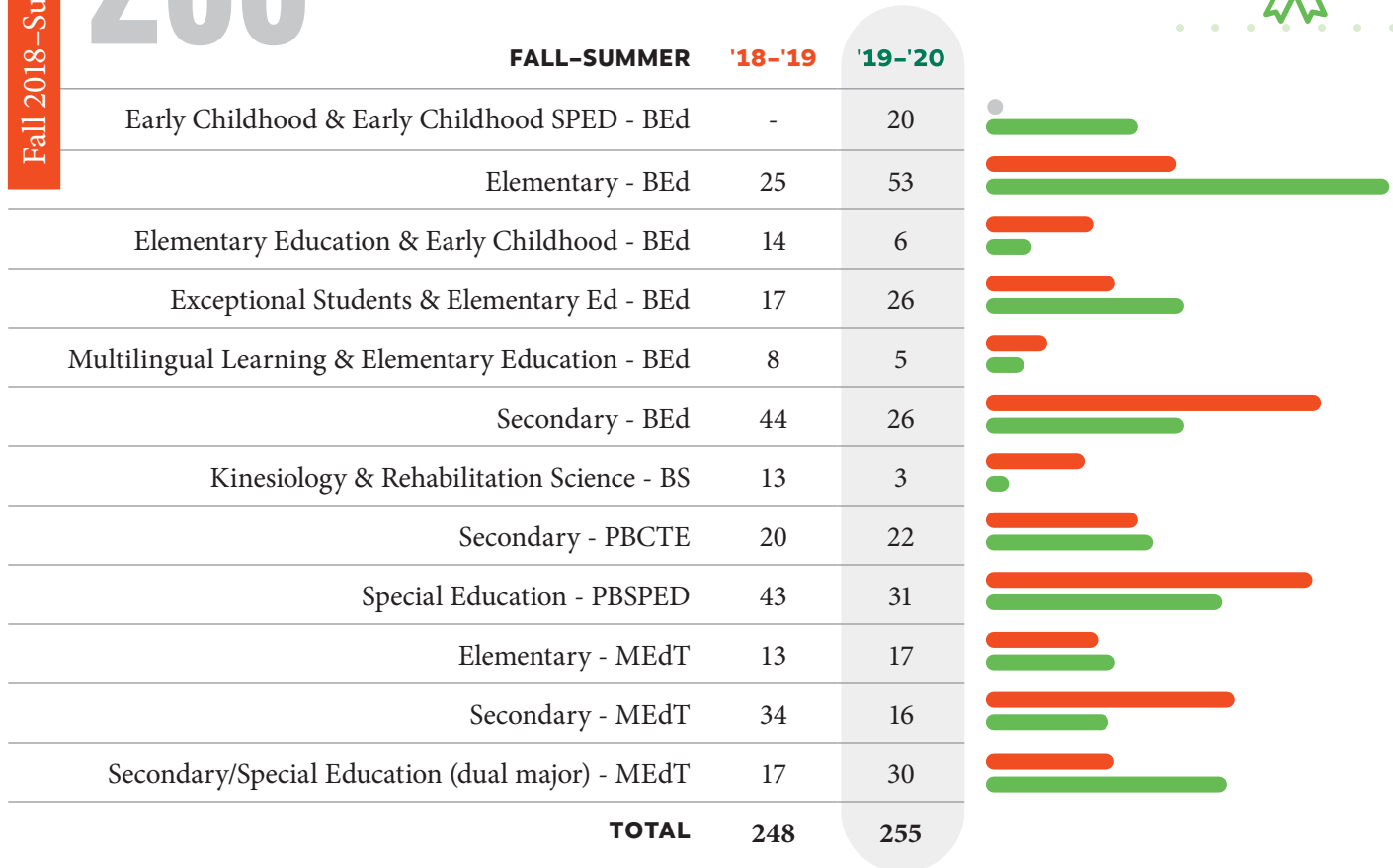
Undergraduate Degrees, Graduate Degrees, & Certificates Awarded

| DEGREE | FALL–SUMMER | '14–'15 | '15–'16 | '16–'17 | '17–'18 | '18–'19 | '19–'20 |
|----------------------------|-------------|------------|------------|------------|------------|------------|------------|
| BED | | 169 | 181 | 104 | 102 | 106 | 141 |
| BS | | 78 | 94 | 115 | 142 | 142 | 114 |
| UNDERGRADUATE TOTAL | | 247 | 275 | 219 | 244 | 248 | 255 |
| MEd | | 132 | 186 | 108 | 148 | 146 | 193 |
| MEdT | | 28 | 33 | 39 | 43 | 38 | 56 |
| MS | | 22 | 37 | 35 | 25 | 23 | 24 |
| PCERT | | 59 | 48 | 49 | 62 | 84 | 53 |
| PhD | | 33 | 25 | 26 | 17 | 20 | 24 |
| EdD | | 1 | - | 25 | 2 | 0 | 15 |
| GRADUATE TOTAL | | 333 | 329 | 282 | 297 | 311 | 365 |

Student Data

*Total enrollment includes freshmen and sophomores who have declared education as a major

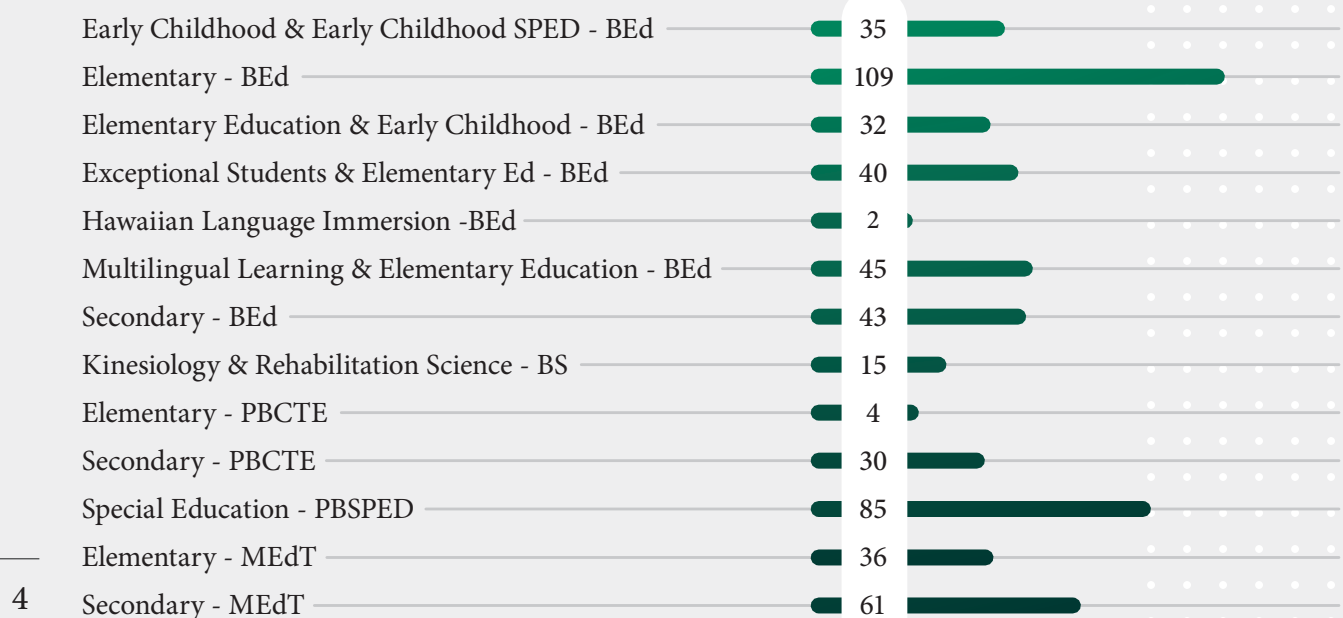
255

Teacher Candidates Recommended
for Initial Licensure

537

Students Pursuing Teacher Licensure*

TOTAL NUMBER= 537



* Total enrollment does not include freshmen and sophomores

687

Master's Students

TOTAL NUMBER (2019–20) = **687**

| Fall 2018-S | FALL-SUMMER | '18-'19 | '19-'20 |
|-------------|---|---------|---------|
| | Curriculum Studies - MEd | 110 | 190 |
| | Early Childhood Education - MEd | 16 | 17 |
| | Educational Administration - MEd | 63 | 59 |
| | Educational Foundations - MEd | 64 | 49 |
| | Educational Psychology - MEd | 20 | 20 |
| | Learning Design & Technology - MEd | 51 | 49 |
| | Special Education - MEd | 108 | 108 |
| | Master of Educ in Teaching - MEdT | 115 | 115 |
| | Athletic Training - MS | 22 | 21 |
| | Kinesiology & Rehabilitation Science - MS | 43 | 52 |
| | National Board Cert. Teacher Leader - MEd | 2 | 7 |
| TOTAL | 614 | 687 | |



311

Doctoral Students

TOTAL NUMBER (2019–20) = **311**

| Fall 2018–Spring 2020 | FALL–SUMMER | '18–'19 | '19–'20 |
|-----------------------|--|---------|---------|
| | Curriculum Studies - PhD | 36 | 59 |
| | Educational Administration - PhD | 37 | 38 |
| | Educational Foundations - PhD | 22 | 30 |
| | Educational Psychology - PhD | 27 | 26 |
| | Exceptionalities - PhD | 17 | 18 |
| | Kinesiology & Rehabilitation Science - PhD | 13 | 10 |
| | Learning Design & Technology - PhD | 52 | 77 |
| | Professional Educational Practice - EdD | 29 | 55 |
| | TOTAL | 233 | 311 |



Fall 2019 -2020

Faculty & Staff by Funds*



*Full-time equivalents

| | 2019 | 2020 |
|---------------------|------------|------------|
| Faculty State Funds | 150 | 139 |
| Faculty Other Funds | 51 | 49 |
| Staff State Funds | 50 | 38 |
| Staff Other Funds | 29 | 38 |
| TOTAL | 280 | 264 |

Fall 2020

Faculty Diversity

TOTAL NUMBER = 188



188

| | 81 | 30 | 21 | 16 | 9 | 8 | 5 | 5 | 4 | 3 | 2 | 2 | 1 | 1 |
|------------------------|----|----|----|----|---|---|---|---|---|---|---|---|---|---|
| White | | | | | | | | | | | | | | |
| Japanese | | | | | | | | | | | | | | |
| Hawaiian | | | | | | | | | | | | | | |
| Chinese | | | | | | | | | | | | | | |
| Mixed | | | | | | | | | | | | | | |
| Samoan | | | | | | | | | | | | | | |
| Filipino | | | | | | | | | | | | | | |
| Korean | | | | | | | | | | | | | | |
| Hispanic | | | | | | | | | | | | | | |
| African American | | | | | | | | | | | | | | |
| American Indian/Alaska | | | | | | | | | | | | | | |
| S. Asian/Asian Indian | | | | | | | | | | | | | | |
| Guamainam or Chamorro | | | | | | | | | | | | | | |
| Vietnamese | | | | | | | | | | | | | | |

New Leadership

Menchaca, Michael Chair, *Learning and Design Technology*
Ratliffe, Katherine Chair, *Educational Psychology*

New Hires

Chang, Ethan Assistant Professor, *Educational Administration*
Conradi, Lyndsey Assistant Professor, *Special Education*
Huntington, Rachel Assistant Professor, *Special Education*
Murphy, Mark Assistant Professor, *Educational Psychology*
Nozari, Maryam Assistant Professor, *Special Education*

Tenure & Promotion

Centeio, Erin Associate Professor, *Kinesiology & Rehabilitation Science*
Mawyer, Kirsten Associate Professor, *Institute for Teacher Education*
Means, Alexander Associate Professor, *Educational Foundations*
Wright, Erin Associate Professor, *Educational Administration*
Yagi, Seanyelle Associate Specialist, *College of Education*

Tenure

Makaiau, Amber Associate Specialist, *College of Education*
Miller, Chad Associate Specialist, *College of Education*

Promotion

Im, Seongah Associate Professor, *College of Education*
Kukahiko, Eomailani Specialist, *College of Education*
Makaiau, Amber Specialist, *College of Education*

Retirees

Deering, Paul Professor, *Curriculum Studies*
Dickson, Jane Instructor, *Institute for Teacher Education*
Hetzler, Ronald Professor, *Kinesiology & Rehabilitation Science*
Taniguchi, Jay Instructor, *Institute for Teacher Education*
Wilson, Karen Assistant Specialist, *Office of Student Academic Services*
Yuen, JoAnn Specialist and Associate Director, *Center on Disability Studies*
Zenigami, Fay Junior Specialist, *Curriculum Research & Development Group*

Faculty and Staff Data

Programs for Initial Teaching Licensure

The College of Education offers the Bachelor of Education (BE_{ED}), Bachelor of Science (BS), Post-Baccalaureate Certificate (PBC_{TE}, PBC_{SPED}), Master of Education in Early Childhood (M_{ED} ECE), and Master of Education in Teaching (M_{ED}T), leading to initial teacher licensure.

BACHELOR'S
LEVEL

POST-
BACCALAUREATE
OR MASTER'S
LEVEL

Curriculum Studies (CS)

Master of Education in Early Childhood Education (M_{ED} in ECE) (PK-K)

M_{ED}

Institute for Teacher Education (ITE)

Bachelor of Education in Elementary Education (ITE Elementary)

BE_{ED}

Elementary Education (K-6)*

Dual Preparation in Elementary (K-6) and Early Childhood Education (PK-3)

Dual Preparation in Elementary (K-6) and Special Education (K-6) (ITE/SPED)

Dual Preparation in Early Childhood Education (PK-3) and Early Childhood Special Education (PK-3)* (ITE/SPED)

Dual Preparation in Elementary (K-6) and Multilingual Learning/TESOL (K-6)

Dual Preparation in Elementary & Hawaiian Language Immersion (K-6) (2021)

Bachelor of Education in Secondary Education (ITE Secondary)

BE_{ED}

English Language Arts (6-12), Mathematics (6-12), Music (K-12), Science (6-12), Social Studies (6-12), World Languages (6-12)

Post-baccalaureate Certificate in Secondary Education*

PBC_{TE}

Elementary Education (K-6) (to begin fall 2021)

Secondary: Art (6-12), Dance (6-12), Drama/Theater Arts (6-12), English Language Arts

(6-12), English as a Second Language (6-12), Mathematics (6-12), Music (K-12), Science

(6-12), Social Studies (6-12), World Languages (6-12), including Hawaiian Language (6-12);

Health/ Physical Education (ITE/KRS)

Master of Education in Teaching (ITE M_{ED}T)

M_{ED}T

Elementary Education (K-6)*; Secondary Education (6-12)*: English, Mathematics, Science, Social Studies; Hawaiian Language Immersion Education (K-12), Hawaiian Language (6-12); Secondary and Special Education (6-12)* (ITE/SPED)

Kinesiology and Rehabilitation Science (KRS)

Bachelor of Science in Kinesiology and Rehabilitation Science (KRS)

BS

Health/Physical Education (K-6, 6-12, K-12)

Post-baccalaureate Certificate in Secondary Education (ITE/KRS)

PBC_{TE}

Health/Physical Education (K-6, 6-12, K-12)

Special Education (SPED)

Bachelor of Education in Special Education (ITE/SPED)

BE_{ED}

Dual Preparation in Elementary Education (K-6) & Special Education (K-6)

Dual Preparation in Early Childhood Education (PK-3) and Early Childhood Special Education (PK-3)*

Post-baccalaureate Certificate in Special Education* (SPED)

PBC_{SPED}

Mild/Moderate (PK-3, K-6, 6-12), Severe/Autism (PK-3, K-6, 6-12)

Master of Education in Teaching (ITE/SPED)

M_{ED}T

Secondary (6-12) and Special Education (6-12)*

Non-licensure and Advanced Programs

The College of Education offers the Bachelor of Science (BS), Master of Education (MEd), Master of Education in Teaching (MEdT), Master of Science (MS), Doctor of Philosophy (PhD), Doctor of Education (EdD), Graduate and College-endorsed Certificates, Minor in Education, and programs to add a field to an existing Hawai'i teaching license.

Minor in Education

Minor in Education, with option for HIDOE Substitute Teaching Certification

Bachelor of Science (BS)

Kinesiology and Rehabilitation Science (KRS), Health and Exercise Science

Master of Education (MEd)

Curriculum Studies (EDCS)

PK-3; Middle (& Secondary) Level*; K-12: Art Education, Aloha Āina Education & Leadership, National Board Certification Teacher Leader, Interdisciplinary Education, Literacy Specialist*, Mathematics Education, Multicultural Education, Social Studies Education, PACMED, Place-Based & Sustainability Education, STEMS^{2*}

Early Childhood Education (EDCS)

Infancy to five years of age

Educational Administration (EDEA)

K-12 Administration*, Higher Education Administration

Educational Foundations (EDEF)

Educational Foundations, Educational Leadership in the Pacific Region, Private School Leadership, Teacher Leader, Global Perspectives in Educational Policy and Practice*

Educational Psychology (EDEP)

Educational Psychology; Measurement, Statistics, and Evaluation

Learning Design and Technology* (LTEC) Special Education* (SPED)

Interdisciplinary, Literacy Specialist, Applied Behavior Analysis

Teaching (MEdT)

Non-licensure track

Master of Science (MS)

Kinesiology and Rehabilitation Science (KRS)

Physical Activity, Adapted Physical Activity, Rehabilitation Counseling*

Athletic Training (KRS)

Athletic Training (Professional)

Doctor of Philosophy (PhD)

Education

Curriculum and Instruction (EDCS), Educational Administration (EDEA), Educational Foundations (EDEF), Exceptionalities (SPED), Global and International Education (EDEF), Kinesiology (KRS), and Policy Studies (EDEA/EDEF)

Educational Psychology (EDEP)

Learning Design and Technology (LTEC)

Doctor of Education (EdD)

Professional Educational Practice (College-wide)

Certificate Programs

Graduate Certificates:

Disability Studies (CDS Center on Disability Studies)
Ethnomathematics* (EDCS)
Literacy Leader: Literacy Specialist* (EDCS/SPED)
Teacher Leader* (EDCS/EDEF)
COLT Online Learning and Teaching* (LTEC)
TeachTech Learning Design & Tech. for Teachers* (LTEC)
Measurement and Statistics (EDEF)
Program Evaluation (EDEF)
Sustainability & Resilience Education (CS)

College-endorsed Certificates:

P4C Philosophy for Children (ITE)

Approved Course Sequence:

BCBA Certificate Preparation (SPED)

Add a Field Programs

(Add to existing Hawai'i teaching license)

Ethnomathematics (K-12)
Literacy Specialist* (EDCS/SPED)
Reading K-12 (EDCS)
Teacher Leader (EDCS/EDEF)
MEd Early Childhood Education* (PK-K)
MEd in Curriculum Studies* (PK-3)

2019 -2020

Donation Tree



| RANGE | DONORS | DONATIONS |
|---------------------|------------|---------------------|
| \$100,000-\$499,999 | 6 | \$1,872,372 |
| \$10,000-\$99,999 | 11 | \$394,527 |
| \$1-\$9,999 | 976 | \$179,761 |
| TOTAL | 993 | \$ 2,446,660 |

Donation Sources

TOTAL AWARDED

\$2,446,660



| | | |
|-----------------|------------|--------------------|
| Alumni | 736 | \$1,258,610 |
| Foundations | 7 | \$780,250 |
| Corporations | 14 | \$271,814 |
| Faculty & Staff | 29 | \$73,416 |
| Other | 178 | \$57,428 |
| Parents | 28 | \$5,122 |
| Students | 1 | \$20 |
| TOTAL | 993 | \$2,446,660 |

Fall 2020

Distribution of Donations



| | |
|------------------------------|-------------|
| Student Opportunity & Access | \$1,519,369 |
| Enrichment & Research | \$766,224 |
| Special Programs | \$114,919 |
| Faculty & Academic Support | \$46,148 |

2015-2020



Earned Endowment* Income

*Current value of endowment portfolio = **\$12,970,923**

**DOLLARS
(THOUSANDS)**



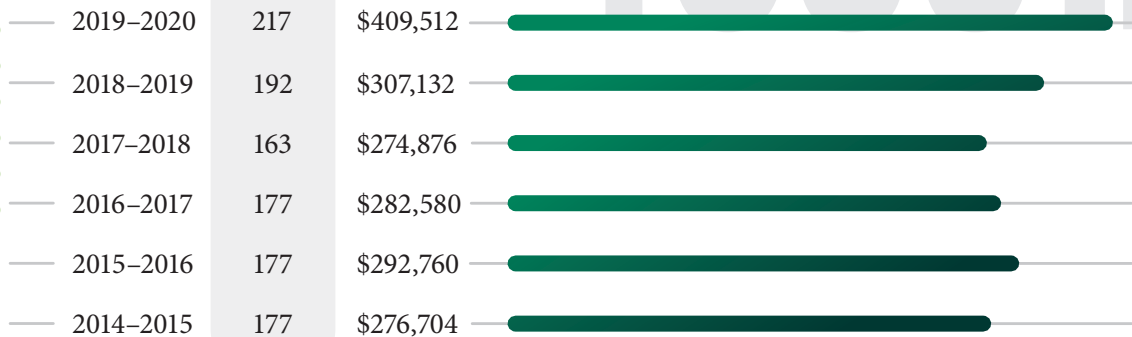
2014-2020



Scholarship Dollars Awarded

Average amount awarded = **\$1,887**

**STUDENTS
AWARDED DOLLARS
(THOUSANDS)**



2020



Grants and Contracts

Total funding for COE for July 1, 2019 to June 30, 2020 = **\$17,176,832**

49%

**Academic Units
& Dean's Office**

31 Awards
\$8,396,670

40%

**Center on
Disability
Studies**

23 Awards
\$6,885,586

11%

**Curriculum Research
& Development
Group**

13 Awards
\$1,894,576

Annual Report 2020

20 20

A sense of purpose, a sense of place: Preparing knowledgeable, effective, and caring educators to contribute to a just, diverse, and democratic society



The College of Education thanks our partner schools for their support in preparing future education professionals.

Number of Mentors



501

Number of Partner Schools



155

School Districts Represented




7

Islands Represented



HAWAII, KAUAI, LANAI,
MAUI, MOLOKA'I, O'AHU

COE Students Served



452



A pivot is a change in strategy
without a change in vision.

– Eric Ries